



The Agenda of Sustainable Development Goals: Implementation Challenges for Bangladesh

PRESENTED AT A CPD MEDIA BRIEFING BY

DEBAPRIYA BHATTACHARYA

DHAKA: 5 OCTOBER 2015



CENTRE FOR POLICY DIALOGUE (CPD)

B A N G L A D E S H

a civil society think tank



Content

- Introduction
- SDGs negotiation process
 - Bangladesh in SDGs negotiation process
- Key elements of the SDGs
- The unfinished agenda
- Challenges for Bangladesh
 - Integration in the national planning process
 - Financial and non-financial resources
 - Institutional mechanism for implementation
 - Data for monitoring
 - Participation and accountability
- Concluding remarks



Introduction

- At the seventieth session of the UN General Assembly on 25 September 2015, the member states have adopted the Sustainable Development Goals (SDGs)
- The declaration is titled as ***Transforming our world: the 2030 Agenda for Sustainable Development***
- Powerful message – ***No one to be left behind***
- The 193 member states have committed to work towards implementing the 2030 Agenda within their own countries and at the regional and global levels
- 17 Goals with 169 associated Targets will come into effect on 1 January 2016 and will guide the international development agenda over the next 15 years
- The indicators will be finalised by the UN Statistical Commission in March 2016



SDGs negotiation process

- **Formulation of SDGs included several UN processes:**
 - United Nations Task Team on Post-2015;
 - High-Level Panel of Eminent Persons on the Post-2015 Development Agenda (HLP)
 - UN Office of the Special Advisor of the Secretary-General on Post-2015 Development Planning
 - UN Regional Commissions
 - Intergovernmental Committee on Sustainable Development Financing
 - High Level Political Forum on Sustainable Development (HLPF)
- **Non-official inputs also contributed shaping SDGs; e.g.:**
 - UN Global Compact (UNGC)
 - Southern Voice on Post-MDG International Development Goals (SV)
 - Sustainable Development Solutions Network (SDSN)
 - Overseas Development Institute (ODI)



SDGs negotiation process

The SDGs declaration has recognised the following guiding principles

- | | |
|---|---|
| 1. Charter of the United Nations (1945) | 3. Declaration on the Right to Development (1986) |
| 2. Universal Declaration of Human Rights (1948) | 4. Millennium Declaration (2000) |
| 5. World Summit (2005) | |

The SDGs declaration has also acknowledged

- | | |
|--|--|
| 1. Rio Declaration on Environment and Development (1992) | 5. World Summit on Sustainable Development (2002) |
| 2. International Conference on Population and Development (1994) | 6. United Nations Conference on Sustainable Development (“Rio+ 20”) (2012) |
| 3. World Summit for Social Development (1995) | 7. Rome Declaration on Nutrition (2014) |
| 4. Beijing Platform for Action (1995) | 8. New Partnership for Africa’s Development (NEPAD) (2015) |
| 9. African Union’s Agenda 2063 (2013) | |



SDGs negotiation process

The SDGs declaration has included commitments from

1. United Nations Framework Convention on Climate Change (1992)
2. Fourth United Nations Conference on the Least Developed Countries (2011)
3. Second United Nations Conference on Landlocked Developing Countries (2014)
4. Third International Conference on Small Island Developing States (2014)
5. Third UN World Conference on Disaster Risk Reduction (2015)
6. Third International Conference on Financing for Development (2015)

The declaration also looked forward to

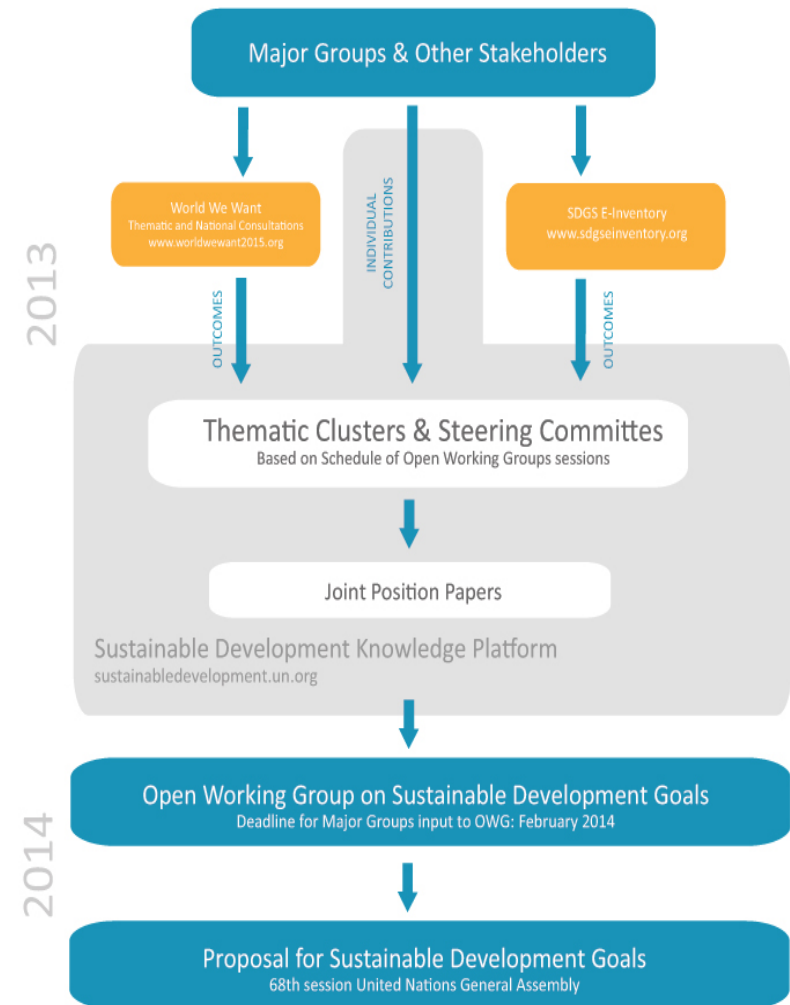
1. COP21 (December 2015)
2. COP13 of the Convention on Biological Diversity (2016)
3. United Nations Conference on Housing and Sustainable Urban Development (2016)



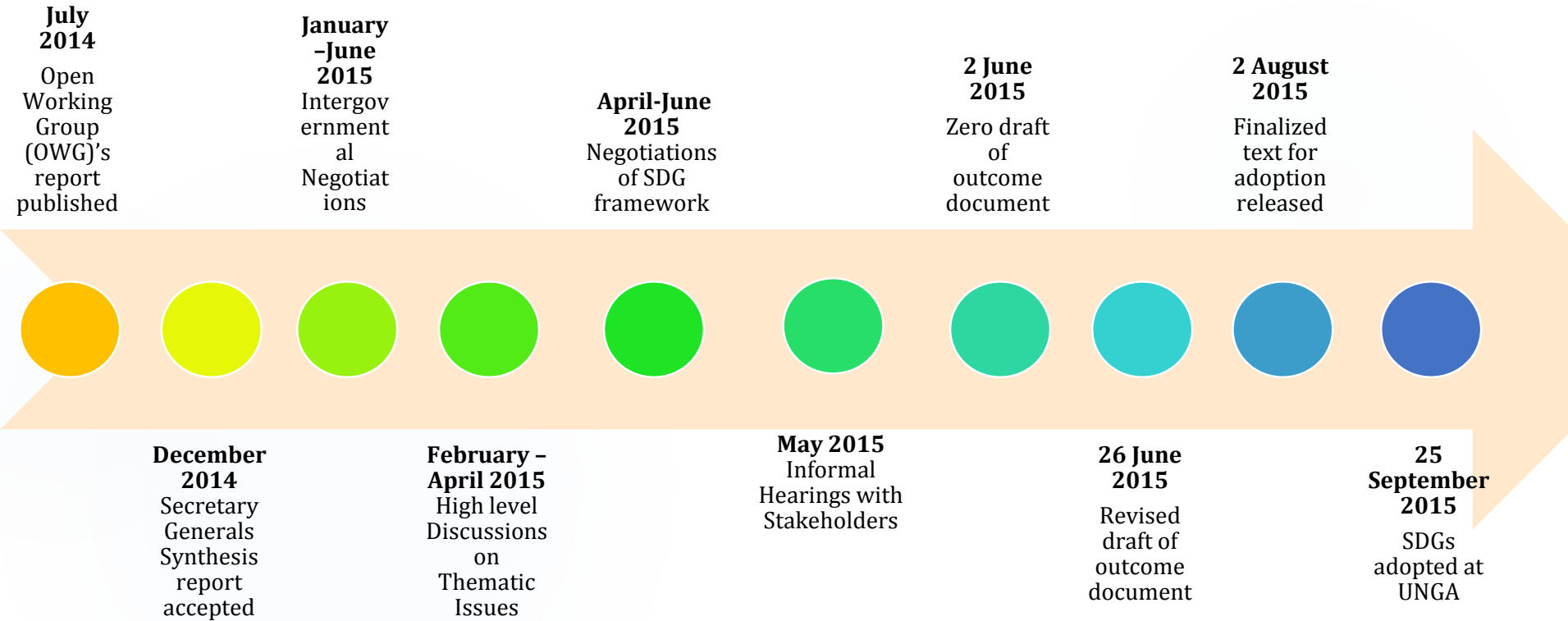
SDGs negotiation process

Open Working Group

- UN Summit 2010 decided to have a post-2015 development agenda
- In 2012, at the Rio+20 Conference “The Future We Want” was adopted
- Following the Rio+20, OWG was formed in January 2013. includes a total of 70 member states in 30 multi-constituency slots
- Its activities were divided into two phases: stock taking and negotiation
- OWG was also informed during this time by civil society through “The World We Want 2015” web platform
- Negotiation phase involved consensus building that shaped a proposal on SDGs



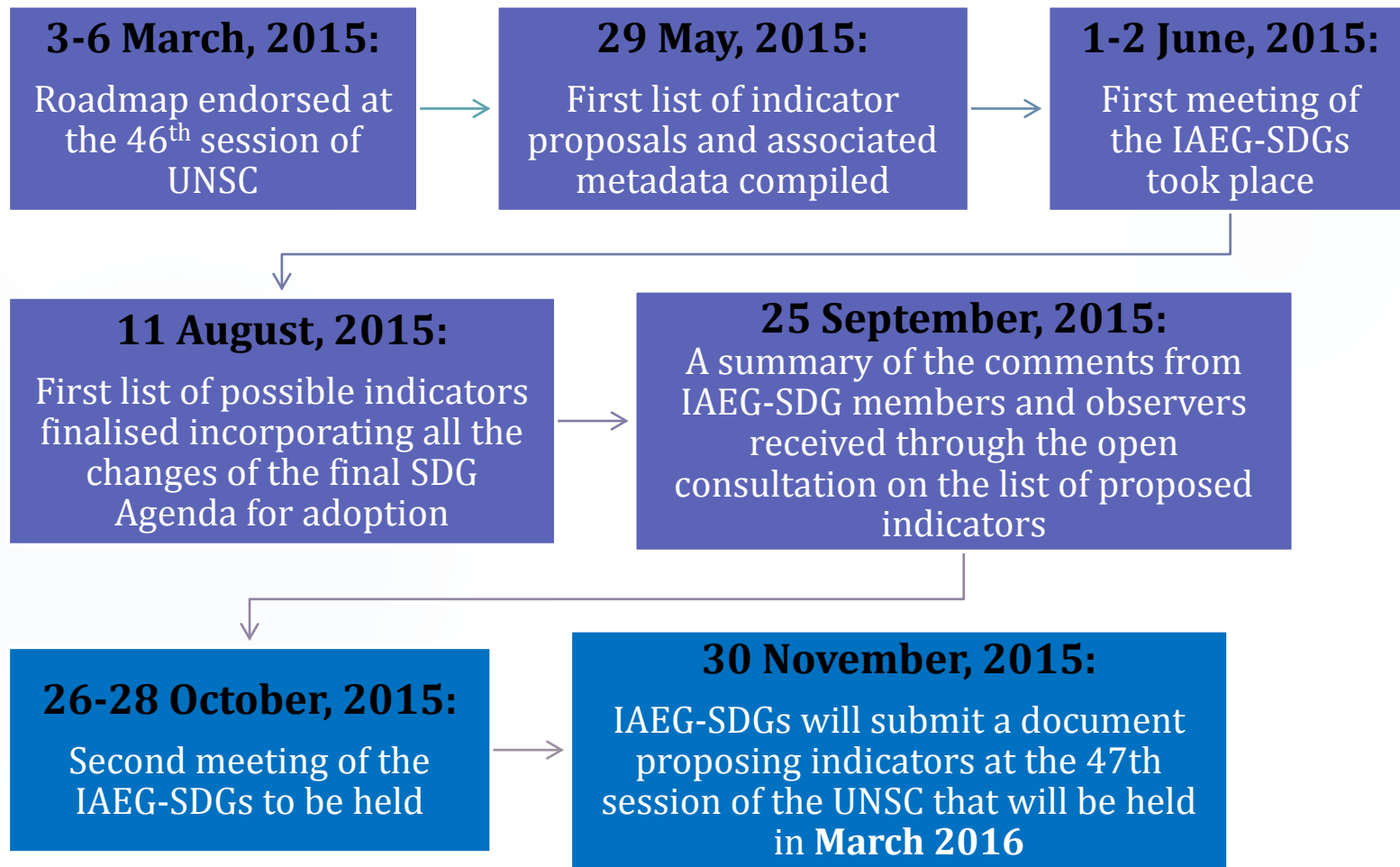
SDGs negotiation process



SDGs negotiation process



United Nations Statistical Commission (UNSC) is responsible for preparing the list of indicators for monitoring SDGs progress





Bangladesh in SDGs negotiation process

- 1st round of National Post-2015 consultation process between **November 2012- May 2013**, led by GED. Bangladesh submitted its report in 2013, proposing 11 goals
- 2nd round of post-2015 consultations, led by the UN Development Group (UNDG) took place in **2014** on the 'means of implementation' - Bangladesh investigated 'participatory monitoring for accountability'
- Bangladesh is currently formulating its Seventh Five Year Plan (7FYP) for the period of 2016-2020
- While formulating the plan document, SDGs were supposed to be taken into consideration so that the global development agenda can be illustrated in the national plan
- Till date, Bangladesh has prepared eight MDG monitoring reports
- According to the recent Bangladesh MDG Report (2015), the country wants to be an 'early starter' in the implementation process of the SDGs

Key elements of the SDGs

Not a very perfect agenda, but expresses a global consensus of high aspiration, based on a fine political balance



Key elements of the SDGs



It is critically important to keep the key elements of SDGs in perspective

- The synthesis report of the Secretary General on the post-2015 agenda, *“The road to dignity: ending poverty, transforming all lives and protecting the planet”* was published in December 2014.
- The report presents **six elements** for delivering on the SDGs which *“... would help frame and reinforce the universal, integrated and transformative nature of a sustainable development agenda ...”*

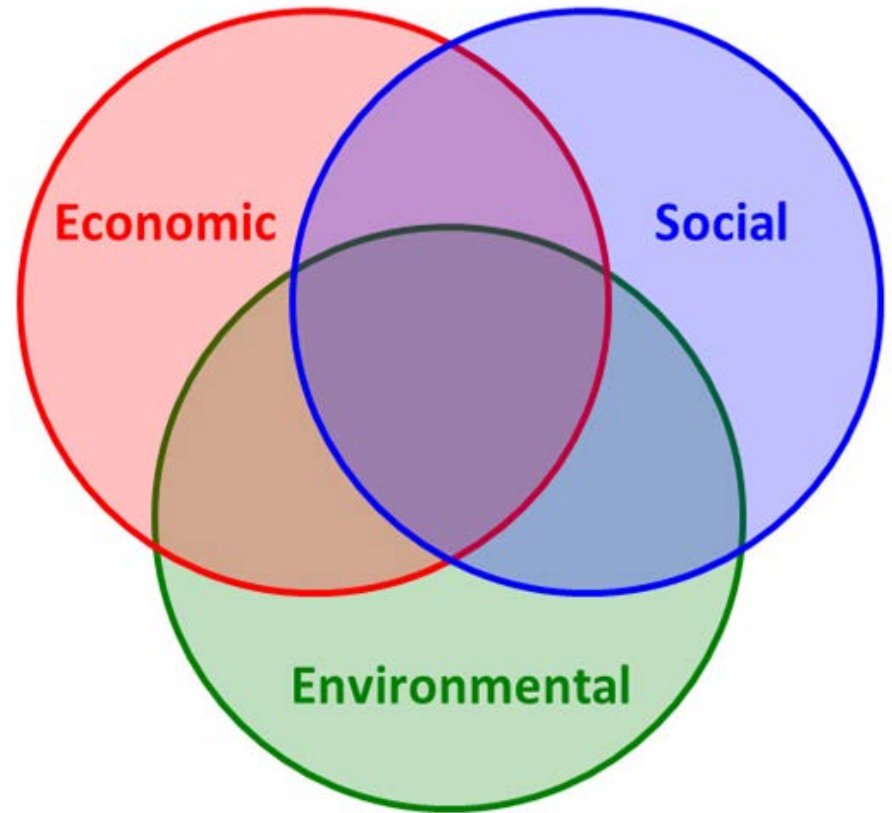
Key elements of the SDGs

- The Agenda: ***universal, transformative, inclusive, and integrated***
 - How the ‘universal’ SDG will be rearticulated at the national level reflecting the contextual priorities?
- A revitalised Global Partnership – an area much criticised during MDG implementation
- Separate Goal (17) for means of implementation (MoI) and MoI targets under each Goal
- Country-led implementation
- Follow-up and review processes will be voluntary and will respect policy space and priorities of the countries
- Global review will primarily be based on national official data sources – country reports and thematic reports
- Separate monitoring of Third International Conference on Financing for Development (FfD3) - Addis Ababa Action Agenda (AAAA)

Key elements of the SDGs

- New areas of SDGs will call for greater effort and resources at the country level
 - Goal 7: Affordable and clean energy
 - Goal 9: Industry, innovation and infrastructure
 - Goal 10: Reduced inequalities
 - Goal 11: Sustainable cities and communities
 - Goal 12: Responsible consumption and production
 - Goal 13: Climate action
 - Goal 16: Peace, justice and strong institutions

Three pillars of Sustainable Transformation



The unfinished agenda

- MDGs attainment in Bangladesh has been quite impressive

MDG indicators	Latest status	Target by 2015
1.1a: Proportion of population below national upper poverty line (2,122 kcal), %	31.5 (HIES 2010) 24.8 (GED Est. 2015)	29.0
1.8: Prevalence of underweight children under-5 years of age (6-59 months)	31.9 (MICS 2012-2013) 32.6 (BDHS 2014)	33.0
2.1: Net enrolment ratio in primary education	97.7 (APSC, DPE 2014)	100
3.1a: Ratio of girls to boys in primary education (Gender Parity Index = Girls/ Boys)	1.03 (APSC, DPE 2014) 1.07 (MICS 2012-2013)	1.00
4.1: Under-five mortality rate	46 (BDHS 2014) 41 (SVRS 2013)	48
4.2: Infant mortality rate	38 (BDHS 2014) 31 (SVRS 2013)	31
6.1: HIV prevalence among population aged 15-24 years	<0.1 (9th SS 2011)	Halting
7.8: Proportion of population using an improved drinking water source	97.9 (MICS 2012-2013) 97.5 (SVRS 2013)	100

Source: Bangladesh's MDG Progress Report 2015

The unfinished agenda



16

- In a number of areas, further attention will be required

MDG indicators	Latest status	Target by 2015
1.5: Employment-to-population ratio (15+)	57.1 (LFS 2013)	100
2.2: Proportion of pupils starting grade 1 who reach grade 5, %	81.0 (APSC, 2014, DPE) 96.4 (MICS 2012-13)	100
2.3: Literacy rate of 15 -24 year olds, women and men, %	Total: 75.4 (W: 76.6, M: 74.0) (Population and Housing Census 2011)	100
3.2: Share of women in wage employment in the nonagricultural sector, (%)	31.6 (LFS 2013)	50
4.3: Proportion of 1 year old children immunized against measles, %	79.9 (BDHS 2014)	100
5.1: Maternal mortality ratio (per 100,000 live births)	170 (MMEIG 2013) 197 (SVRS 2013)	143
5.2: Proportion of births attended by skilled health personnel (%)	42.1 (BDHS 2014)	50
5.3: Contraceptive prevalence rate (%)	62.4 (BDHS 2014)	72
6.9a: Prevalence of TB per 100,000 population	402 (GTBR WHO 2014)	250
7.1: Proportion of land area covered by forest, % (tree coverage)	13.4 (DoF 2014) (Tree density>30%)	20.0 (Tree density >70%)

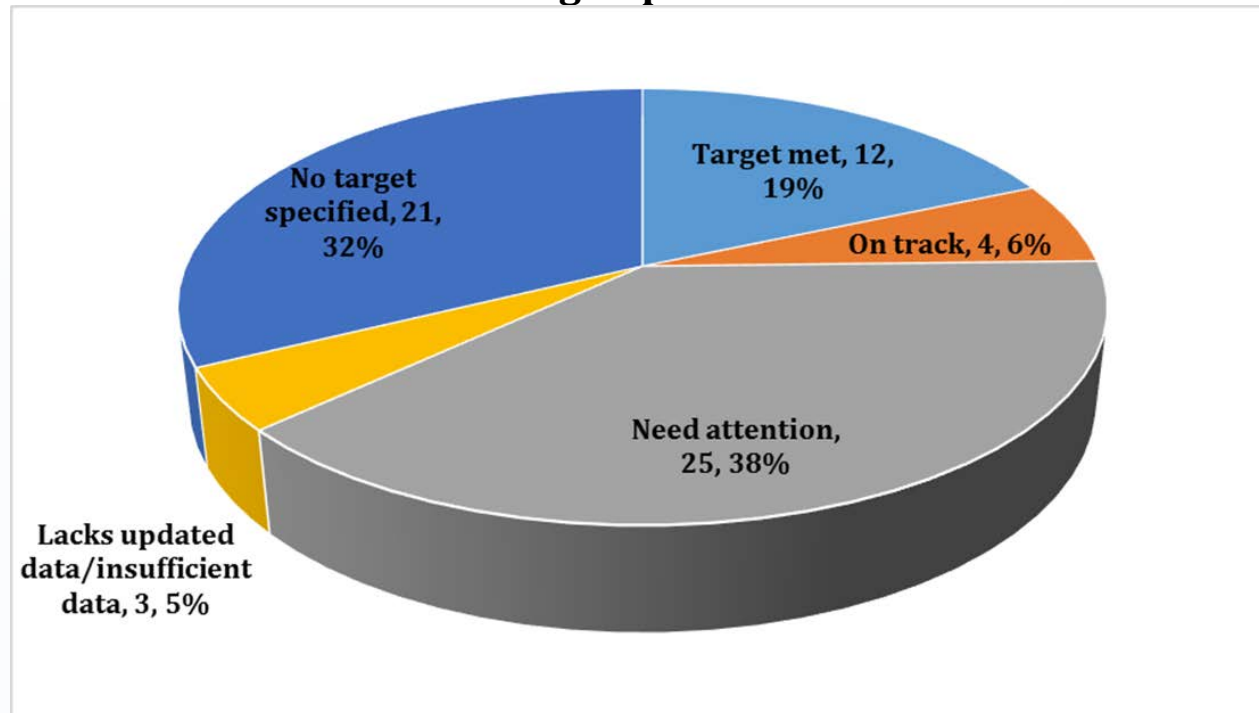
Source: Bangladesh's MDG Progress Report 2015

Bhattacharya: The Agenda of Sustainable Development Goals: Implementation Challenges for Bangladesh

The unfinished agenda

- For most indicators, progress has been made although the respective targets were not met

Bangladesh's MDGs Progress Status in terms of 65 Indicators reported by MDG Monitoring Report 2015



Source: Bangladesh's MDG Progress Report 2015 (GED)

- To keep in mind: Many of the MDGs Indicators will continue into the SDGs

The unfinished agenda

- MDG progress has also been uneven across different regions within Bangladesh – in case of SDGs, “no one should be left behind”

Divisions	1.1: Proportion of Population below Poverty Line (%)	1.8: Prevalence of underweight children under-5 years of age (%)	4.1: Under-5 Mortality Rate (per 1000 live births)	4.2: Infant Mortality Rate (per 1000 live births)	5.1: Maternal Mortality Ratio (per 100,000 live births)
National	31.5	32.6	41.0	31.0	197.0
Barisal	39.4	36.9	43.0	28.0	234.0
Chittagong	26.2	36.0	39.0	30.0	196.0
Dhaka	30.5	28.5	36.0	30.0	184.0
Khulna	32.1	25.5	51.0	42.0	195.0
Rajshahi	29.8	32.1	46.0	33.0	290.0
Rangpur	46.2	36.8	42.0	33.0	148.0
Sylhet	28.1	39.8	47.0	40.0	174.0
Source	HIES 2010	BDHS 2014	SVRS 2013	SVRS 2013	SVRS 2013

Note: Green shades denote the best performing Division while red shades signify the worst performing Division.

Challenges for Bangladesh





Integration in the national planning process

- *We encourage all member states **to develop as soon as practicable ambitious national responses to the overall implementation of this Agenda.** These can support the transition to the SDGs and build on existing planning instruments, such as national development and sustainable development strategies, as appropriate.*
- *We also encourage member states **to conduct regular and inclusive reviews of progress at the national and sub-national levels which are country-led and country-driven.** Such reviews should draw on contributions from indigenous peoples, civil society, the private sector and other stakeholders, in line with national circumstances, policies and priorities. National parliaments as well as other institutions can also support these processes.*

Paragraph 78 and 79 of the finalised text of

TRANSFORMING OUR WORLD: THE 2030 AGENDA FOR SUSTAINABLE DEVELOPMENT

Integration in the national planning process

- A number of national plans (at least 14), strategies and policies are already in place
 - 7th Five Year Plan (Draft)
 - National Social Security Strategy (NSSS) 2015 (Draft)
 - National Food Policy Plan of Action (2008-2015)
 - National Health Policy 2011
 - Health, Population and Nutrition Sector Development Program (HPNSDP) 2011-16
 - National Education Policy 2010; Primary Education Development Program (PEDP III) 2011-16 (extended to June 2017)
 - National Women's Development Policy (NWDP) 2011
 - Bangladesh Delta Plan 2100 (From 7FYP)
 - Power System Master Plan (PSMP) 2010
 - National Skills Development Policy (NSDP 2011)
 - National Industrial Policy 2015 (draft)
 - National Sustainable Development Strategy 2010-21
 - Bangladesh Climate Change Strategy and Action Plan (BCCSAP) 2009
 - National Plan for Disaster Management (NPDM) 2010-2015

Integration in the national planning process

- An ongoing CPD study has found that among the 17 SDGs – 8 Goals are better integrated in the existing national prioritisation processes
- About 20% targets are not currently reflected in national priorities

Better Integrated Goals
Goal 1: Poverty
Goal 2: Hunger and nutrition
Goal 4: Education
Goal 5: Gender equality
Goal 6: Water and sanitation
Goal 7: Energy
Goal 13: Combat climate change
Goal 17: Global partnership

Lesser integrated Goals
Goal 3: Health
Goal 8: Inclusive growth, Employment
Goal 9: Infrastructure, industrialization and innovation
Goal 10: Inequality
Goal 11: Cities and human settlements
Goal 12: Sustainable consumption and production
Goal 14: Conserve and sustainable use of oceans, seas and marine resources
Goal 15: Ecosystem and biodiversity
Goal 16: Governance



Integration in the national planning process

- Challenges for prioritisation –
- Methodology yet to be fully developed, but....
 - emphasis should be on weaker areas of MDG achievement
 - no bias for stronger areas of MDG achievement
 - must integrate Goal 10 (Reduced inequality) and Goal 16 (Peace, justice and strong institutions)
 - should not opt for the lowest possible measure

- Finance is a key component if the coming process is to successfully deliver the SDGs
- According to the estimates in the final report by the Intergovernmental Committee of Experts on Sustainable Development Financing (ICESDF), achieving the SDGs in all countries will require additional global investments in the range of **\$5 trillion to \$7 trillion** per year up to 2030
- UNCTAD estimates that out of this, developing countries will need between **\$3.3 trillion and \$4.5 trillion a year** in financing for basic infrastructure (roads, rail and ports; power stations; water and sanitation), food security (agriculture and rural development), climate change mitigation and adaptation, health and education
 - But, at current levels of public and private investment, there will be an annual **financing gap of \$2.5 trillion** for aforesaid five areas (about 3.2% of world GDP)

- The Economic and Social Survey of the Asia and the Pacific 2013 estimates the public investment needs to deliver a package of policies to promote inclusive and sustainable development:
 - Benefits to all persons with disabilities between the ages of 15 and 65 equivalent to the national poverty line would require public expenditure of **0.9% of GDP** for Bangladesh by 2030
 - Three energy goals to be achieved by 2030: (i) universal access to modern energy services, (ii) doubling the global rate of improvement in energy efficiency, and (iii) doubling the share of renewable energy in the global energy mix - the average annual additional investment requirement is about **3% of GDP** in Bangladesh
- Non-financial resources -
 - Technology transfer
 - Market access

- Budgetary allocation on **social security** is hovering around **2% of GDP in FY2010-2015 period** which is even lower than the 6FYP target of 3%
- Average share of **health** in total public expenditure stagnated at **0.7% of GDP during FY2003-2014**
 - WHO stipulates that the allocation should be 5% of GDP
- **Education** budget (both allocation and expenditure) has been hovering around **2% of GDP during FY2003-2014**
 - UNESCO stipulates that the allocation should be 6% of GDP
- Budgetary allocation on **gender** is increasing steadily over the years.
 - From 2.6% of GDP in 2007 to 4.4% of GDP in 2015.
- Spending on **agriculture and food security** has been declining consistently both as a share of GDP and total budget in last 5-6 years.
 - Average share of agriculture and food security in total budget was 10.3% while it was around 1.3% of GDP during FY2010-2015.

- Financial provisioning will be an important issue with respect to SDGs implementation
- Sources of financing
- Public
 - Domestic resource mobilisation (12.1% of GDP) - Illicit financial flow (1.2% of GDP)
 - Official development assistance (1.6% of GDP) – more than USD 20 billion in the pipeline
- Private
 - Private investment (22.1% of GDP) – stagnant over last three years
 - Foreign direct investment (0.9% of GDP) – comparatively low
 - Remittances (7.9% of GDP) – volatile prospect

Institutional mechanism for implementation




28

- One of the weaknesses of MDGs implementation was absence of dedicated institutional mechanism for implementation
- GED was involved in producing monitoring reports with the help of other government agencies
- Attainment of SDGs will require a strong and effective institutional mechanism involving all stakeholders including public representatives (central and local), government (executive and bureaucracy), private sector, civil society, knowledge community, and development partners
- Who should lead the process?
 - **Under the leadership of the Prime Minister's Office an interministerial body may be formed**
- Involve national parliament and local government institutions
- The government may form a set of task forces involving both government and non-government experts
- The national budgetary process should also be informed by the SDGs

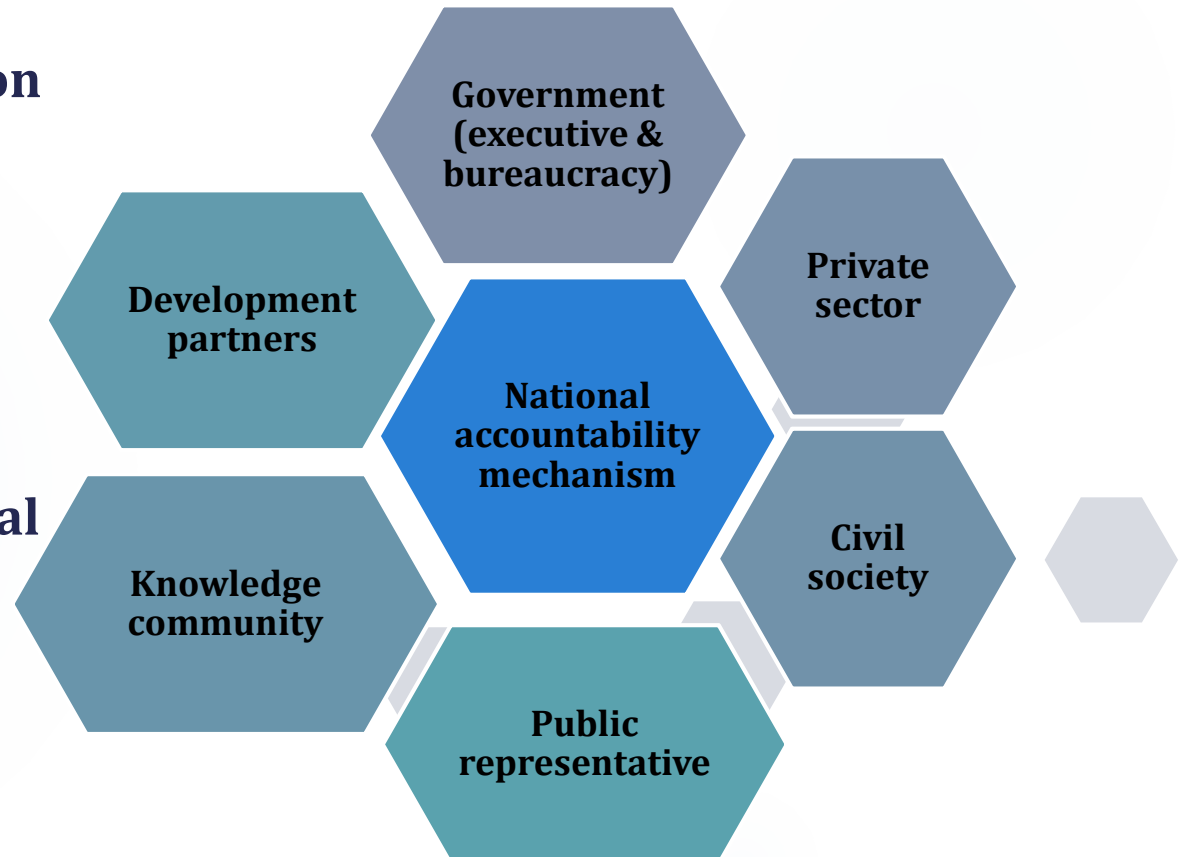
- Concerns have been raised about the sheer breadth and ambition of these goals, the feasibility of monitoring them and tracking actual progress within countries.
 - If monitoring of 8 MDGs, 20 targets and 60 indicators has posed serious challenges at the national level, how about 17 SDGs, 169 targets and over 300 indicators?
 - Capacity of national statistics office and other government agencies will be tested – prepare an updated data producing and financing plan
- An ongoing CPD study has found that among the 300 indicators proposed by UNStatCom, data for about one-third indicators are not available for Bangladesh

- Accessibility, quality and timeliness of data will be critical
- Fixing a reference year will be a challenge
- Rapid technological progress should be put into effective use
- Coordination among BBS and private sector for addressing the methodological gap
- Use of non-official data may be considered
- Ensuring finance for data is a challenge given global support to statistics has declined in recent years
- Independence of statistical office is important
- According to Partner Report on Support to Statistics (PRESS 2015), in 2013, commitments to statistical development (of about USD 448 million) show a 20% decrease from the previous two years

Participation and accountability



- **Mode of participation**
- **Instrument for enforcing accountability**
- **Role of public representatives (Parliament and local government)**



Concluding remarks

- An ambitious global development partnership launched at a time of challenging international environment
- Political will – global, regional and national – will be of the critical essence
- Need to have a strengthened accountability and legitimacy process



Thank You