



GLOBAL HIGHLIGHTS AND COUNTRY PROFILES



Implementing Agenda 2030
Unpacking the
Data Revolution at Country Level

GLOBAL HIGHLIGHTS AND
COUNTRY PROFILES

Publisher

Centre for Policy Dialogue (CPD)

House - 6/2 (7th & 8th floors), Block - F

Kazi Nazrul Islam Road, Lalmatia Housing Estate

Dhaka -1207, Bangladesh

Telephone: (+88 02) 9141734, 9141703, 9126402, 9143326 & 8124770

Fax: (+88 02) 8130951; E-mail: info@cpd.org.bd

Website: www.cpd.org.bd

First Published June 2016

© Centre for Policy Dialogue (CPD), Norman Paterson School of International Affairs (NPSIA) and Southern Voice on Post-MDG International Development Goals

Disclaimer: The views expressed in this publication are those of the authors alone and do not necessarily reflect the views of the CPD, NPSIA or the Southern Voice on Post-MDG International Development Goals or any other organisation(s) that the authors are affiliated with.

All rights are reserved. No part of this publication may be reproduced or transmitted in any form or by any means without prior permission in writing from the publisher. Any person who does any unauthorised act in relation to this publication may be liable to criminal prosecution and civil claims for damages.

Report citation: Post-2015 Data Test. 2016. *Implementing Agenda 2030: Unpacking the Data Revolution at Country Level – Global Highlights and Country Profiles*. Dhaka: Centre for Policy Dialogue (CPD).

ISBN 978-984-34-0984-3 (Print)

ISBN 978-984-34-0985-0 (e-Book)

Cover and graphic design

Avra Bhattacharjee

Printed at

Enrich Printers

41/5 Purana Paltan, Dhaka 1000

Bangladesh

CONTENTS

Post-2015 Data Test	5
<i>Unpacking the Data Revolution at the Country Level</i>	
All Events of Post-2015 Data Test to Date	7
Foreword	9
Preface	11
Acknowledgements	13
Post-2015 Data Test Reports	15
Global Report Highlights	17
Country Profiles	21
Bangladesh	23
Canada	26
Peru	29
Senegal	32
Sierra Leone	35
Tanzania	38
Turkey	41

Post-2015 Data Test: Unpacking the Data Revolution at the Country Level

Centre for Policy Dialogue (CPD) and the *Norman Paterson School of International Affairs (NPSIA)*, in association with the *Southern Voice on Post-MDG International Development Goals* network launched the “Post-2015 Data Test: Unpacking the Data Revolution at the Country Level” in February 2014. The primary objectives of this initiative were to road-test the Sustainable Development Goals (SDGs) in a variety of countries, examine data availability and quality for SDG monitoring, and inform global discussions on the SDGs with Southern research and perspectives.

As it was becoming obvious that the new global agenda would be a ‘universal’ one, seven low-, middle- and high-income countries across four continents were selected to participate in the initiative. Country studies examined the then SDG candidate goals and their measurement components, at the national level. The initiative included partners from each of the seven countries: Bangladesh – *Centre for Policy Dialogue (CPD)*, Dhaka; Canada – *Norman Paterson School of International Affairs (NPSIA)*, Ottawa; Peru – *Group for the Analysis of Development (GRADE)*, Lima; Senegal – *Initiative Prospective Agricole et Rurale (IPAR)*, Dakar; Sierra Leone – *University of Sierra Leone*, Freetown; and Tanzania – *Policy Research for Development (REPOA)*, Dar es Salaam. Turkey country study was carried out by a research team composed of members from various universities and think tanks based in Istanbul.

Through a rigorous analytical process, seven candidate goal areas and 45 indicators were examined by the Data Test team. These included poverty, education, employment and inclusive growth, energy and infrastructure, environment and disaster resilience, governance and global partnership. Teams carried out literature reviews and organised various workshops, interviews and focus group discussions to engage with the policy-makers, data producers and data users during the research process.

A data-mapping exercise was conducted by the research teams to identify the availability, quality and accessibility of national official data in the context of monitoring global and national goals, targets and indicators. Each team conducted an assessment of the political economy dimensions of the data revolution, or in other words, the political, legal, institutional and capacity constraints that inhibit the production and use of good quality data at the country level. The country studies under the Post-2015 Data Test were designed to shed light on key challenges at the country level with respect to

SDG prioritisation, implementation and monitoring. The Global Report, “Implementing Agenda 2030: Unpacking the Data Revolution at Country Level,” brings together the key insights, conclusions and recommendation emanating from these country studies.

The initial results of the country studies were shared at various global platforms and were widely used in informing and influencing the SDG policy making process at global and national levels. A list of these events is included in the next section.

The initiative has received generous support from the *William and Flora Hewlett Foundation*. It has also benefitted from the partnership with the *Think Tank Initiative (TTI)*, Ottawa, the *United Nations Foundation*, New York, and the *Partnership for African Social and Governance Research (PASGR)*, Nairobi.

For details, please visit: www.post2015datatest.com

ALL EVENTS OF POST-2015 DATA TEST TO DATE

GLOBAL-LEVEL EVENTS

Methodology workshop on *Unpacking the Data Revolution at the Country Level: An Early Examination of Candidate Post-2015 Goals, Targets and Indicators*, organised by Centre for Policy Dialogue (CPD), North-South Institute (NSI) and Southern Voice, with support of UN Foundation and William and Flora Hewlett Foundation, 21 November 2013, New York.

Mid-Stream Workshop of Post-2015 Data Test, hosted by Partnership for African Social and Governance Research (PASGR), 28-29 April 2014, Nairobi.

Side event on People-powered Accountability: Innovative Ideas for Monitoring Progress Beyond 2015 at the *Fourth Biennial High-level Meeting of the Development Cooperation Forum (DCF)*, organised by CIVICUS, Social Watch and North-South Institute (NSI), 10-11 July 2014, New York.

Workshop on *Post-2015 Data Test: Unpacking the Post-2015 Data Revolution*, organised by Centre for Policy Dialogue (CPD), Norman Paterson School of International Affairs (NPSIA) and Southern Voice, with support of UN Foundation and William and Flora Hewlett Foundation, 14 October 2014, New York.

Workshop on *View from the Field: How will the Post-2015 Agenda be delivered and implemented?* organised by Centre for Policy Dialogue (CPD), Norman Paterson School of International Affairs (NPSIA) and Southern Voice, with support of UN Foundation and William and Flora Hewlett Foundation, 15 October 2014, New York.

Workshop on *Challenges of Implementing SDGs at Country Level: Data Issues and Beyond*, hosted by Center for Global Development (CGD) and organised by Norman Paterson School of International Affairs (NPSIA) and Southern Voice, with support of UN Foundation and William and Flora Hewlett Foundation, 17 October 2014, Washington, DC.

Discussion session on Post-2015 Data Test at the *Third International Open Data Conference*, organised by Canada's International Development Research Centre, Government of Canada, and World Bank, 29 May 2015, Ottawa.

COUNTRY-LEVEL EVENTS

Post-2015 Data Test Tanzania Workshop, organised by Policy Research for Development (REPOA), 27 February 2014, Dar es Salaam.

Post-2015 Data Test Senegal Workshop, organised by Initiative Prospective Agricole et Rurale (IPAR), 4 March 2014, Dakar.

Inception Workshop of Post-2015 Data Test, organised by Centre for Policy Dialogue (CPD), 11 March 2014, Dhaka.

Post-2015 Data Test Peru Workshop, organised by Group for the Analysis of Development (GRADE), 9 April 2014, Lima.

Post-2015 Data Test Canada Workshop, organised by North-South Institute (NSI), 24 April 2014, Ottawa.

Post-2015 Data Test Sierra Leone Workshop, organised by Faculty of Social Sciences of the Fourah Bay College, 14 May 2014, Freetown.

Post-2015 Data Test Ghana Workshop, organised by Centre for Social Policy Studies at the University of Ghana, 15 May 2014, Accra.

Post-2015 Data Test Validation Workshop, hosted by Policy Research for Development (REPOA), 20 June 2014, Dar es Salaam.

Post-2015 Data Test Bangladesh Validation Workshop, organised by Centre for Policy Dialogue (CPD), 23 July 2014, Dhaka.

Post-2015 Data Test Senegal Validation Workshop, organised by Initiative Prospective Agricole et Rurale (IPAR), 8 October 2014, Dakar.

Post-2015 Data Test Turkey Validation Workshop, organised by Mehmet Arda, coordinator for the Turkey country study, 1 December 2014, Istanbul.

Post-2015 Data Test Canada Report Launch and Panel Discussion, organised by Norman Paterson School of International Affairs at Carleton University, 25 February 2015, Carleton University, Ottawa.

FOREWORD

The High-Level Panel of Eminent Persons on the Post-2015 Development Agenda (HLP) called for a “data revolution” in its final report in May 2013. I had the privilege of holding the pen for that report, and in that capacity I talked to literally thousands of people. Many reacted with amusement to the idea of a data revolution. Was this a call for “statisticians of the world to unite?” Surely development data, the dry numbers coming out of statistical offices, could not mobilise the energy, enthusiasm, and indeed the passion, that a revolution needs.

In point of fact, there is enormous excitement around development data. There’s a tangible sense that better data will allow for far more rapid progress on development outcomes, the kind of departure from business-as-usual that is needed to meet the Sustainable Development Goals (SDGs). To take just one example, Agenda 2030 issued a call to leave no one behind. But most of the data used for monitoring the Millennium Development Goals (MDGs) could not be disaggregated by gender, geography, income, disability, or other categories. Several countries were deemed to have met the goals even though inequality was rapidly increasing and sizeable parts of the population were not benefiting.

This is no longer acceptable. Policy-makers and civil society organisations want to know what is going on in their countries, and around the world, in much more detail, and in a much more timely fashion, so that data becomes actionable. Development data cannot be a historical record of what happened in the past. It must be a current review of what is happening now and must inform the follow-up of what needs to change.

This means that the quality of data has to improve. Until now, there was no systematic assessment of data quality. Plenty of anecdotes bemoaned the poor quality of data in developing countries, in particular, and capacity development programmes to improve both quality and quantity have been carried out. But there are no universally agreed-upon standards for acceptable quality, nor efforts to identify and prioritise countries where data gaps are most problematic.

This is the substantive contribution of this volume. It gives prominence to the issue of data quality and, through a set of case studies, tests out a methodology to assess, in a comparative way, how well countries are doing in providing the kind of data needed to review and follow up on their commitments toward selected goals and targets. Importantly, this assessment is done by people in their own countries. The voice of the South comes through loud and clear.

The emphasis in this volume is on what national statistical offices (NSOs) have to do and how others can help. In a world where the fashion is to talk about “big data,” this is a welcome reminder that the main providers of development data will likely continue to be national government offices, despite all the bureaucratic and financial obstacles that they face. But NSOs need not be left on their own. They can be helped enormously by better use of technology and partnerships.

Technology is dramatically changing the way in which data can be collected and the speed with which it can be made available. Prices can be tracked and verified through mobile-empowered enumerators, geospatial data can identify physical objects at an increasingly local level, and crowd-sourced mapping can build community datasets.

Partnerships will help diversify the sources of data, and will provide the catalyst for transforming data into action. Data becomes more actionable when it is timely, personal and understandable. Governments mostly don’t do a good job in any of these areas. But with the right partners, especially at the community level, data can be refined and simplified to make them useful for informing policy.

The ambition of the SDGs is to be the largest collective effort in history to improve the lives of billions of people by setting quantitative goals and targets to drive evidence-based policy-making. The whole endeavour depends on improving the quality of data. Towards this end, nothing short of a data revolution will do. This volume takes one large step forward to make sure this happens.



Homi Kharas

Senior Fellow and Deputy Director
Global Economy and Development Program
The Brookings Institution, Washington, DC
and

Lead Author and Executive Secretary
United Nations High Level Panel on the Post-2015 Development Agenda

April 2016

PREFACE

The Post-2015 Data Test was conceived in May 2013, just as the High-Level Panel on the Post-2015 Development Agenda released their report. At that point, September 2015, the time when the next set of global development goals were set to be agreed by world leaders, seemed a long way off. But some things were clear. First, this was going to be a universal agenda, applying to all countries, not just those in the “developing” world. Second, it was going to be a broader and bigger agenda, with a heightened focus on data. Indeed, a “data revolution” had been called for to ensure we have the information needed to measure and drive progress against the new set of global goals. Third, the agenda was expected to be more “inclusive”, leading to more demand for disaggregated data on marginal groups and communities. Fourth, for the goals to make a real and sustained difference, they had to be embedded at the country level in national priorities, policies and processes. And finally, discussions on what the next set of global development goals should be should provide adequate space and opportunities for the process to be informed by experts and think tanks from the South.

Over the past two years, teams of researchers in seven countries have been carrying out the Post-2015 Data Test. Specifically, they have been applying a set of new global sustainable development goals in their countries, identifying the priorities and accompanying indicators that make sense in their particular country contexts, and examining, in considerable depth, the availability and quality of data for tracking those. Beyond this research and analytical work, they have been fostering discussion and debate with a wide range of stakeholders at the national level on what their country’s sustainable development priorities should be and what their country’s data challenges are. Critically, they have been bringing these country-level findings to global and regional fora to ensure these processes are informed by the realities faced on the ground.

With Agenda 2030 and the seventeen new Sustainable Development Goals (SDGs) now agreed, and the “data revolution” and the Global Partnership for Sustainable Development Data well on their way, we hope the results of the Post-2015 Data Test, synthesised in this report, can inform how this global agenda interacts with country-level realities, and provide clear guidance on where and how investments in the data revolution could be made. This report comes at an opportune moment when a wide range of countries are getting involved in data mapping as they mainstream SDGs in their national plans and policies.

We also hope that this initiative has demonstrated the possibilities and advantages of providing more space to Southern voices in leading and shaping global conversations, and the value of bringing these national-level experts into the arena of global policymaking. The initiative also demonstrates a successful example of collaboration in global knowledge networks between think tanks in the South and the North.

We hope the experience of Post-2015 Data Test will inspire similar initiatives to contribute to strengthening the legitimacy and accountability, and ultimately the delivery, of Agenda 2030.

Debapriya Bhattacharya
Chair, Southern Voice on Post-MDG
International Development Goals
and
Distinguished Fellow
Centre for Policy Dialogue

Kate Higgins
Adjunct Research Professor
Norman Paterson School of
International Affairs, Carleton
University

ACKNOWLEDGEMENTS

The *Post-2015 Data Test: Unpacking the Data Revolution at the Country Level* is an initiative of the Centre for Policy Dialogue (CPD) and the Norman Paterson School of International Affairs (NPSIA) at Carleton University in association with the Southern Voice on Post-MDG International Development Goals network. Conceived by Debapriya Bhattacharya (CPD) and Kate Higgins (NPSIA), the Post-2015 Data Test comprises seven country studies that were conducted by partners in each country: CPD in Bangladesh, NPSIA in Canada, Initiative Prospective Agricole et Rurale (IPAR) in Senegal, Grupo de Análisis para el Desarrollo (GRADE) in Peru, University of Sierra Leone in Sierra Leone, Policy Research for Development (REPOA) in Tanzania and a team of independent researchers in Turkey. This global synthesis report is built on these country studies.

Sincere thanks to all the country teams: Mustafizur Rahman, Towfiqul Islam Khan, Md. Zafar Sadique, Mostafa Amir Sabbih (Bangladesh); Shannon Kindornay, Andrew Sharpe, Purbita Sengupta, Elham Sirag, Evan Capeluck (Canada); Martin Benavides, Silvio Campana, Selene Cueva, Juan Leon, Alejandro Wagenman (Peru); Maam Suwadu Sakho-Jimbira, Ibrahima Hathie, Idrissa Wade, Aminata Niang, Madické Niang (Senegal); Samuel Jamiru Braima, Aisha Ibrahim Fofana, Alfred A. Jarrett, J. Lawrence Kamara, Samuel Weekes, N.S.B. Wellington (Sierra Leone); Blandina Kilama, Constantine George, Lucas Katera, Neema Rutatina (Tanzania); and Mehmet Arda, Fikret Adaman, Bülent Anil, Alper Dinçer, Haluk Levent, Haluk Ozumerzifon, İnsan Tunali (Turkey). It has been a long and demanding project, and we are so grateful for all of your hard work and commitment.

We would like to sincerely thank the William and Flora Hewlett Foundation, particularly Ruth Levine, Kristen Stelljes, Rachel Quint and Sarah Lucas, and the Think Tank Initiative at the International Development Research Centre, particularly Peter Taylor, for believing in our idea and the team, and providing such generous support and encouragement. We would also like to thank the

Partnership for African Social and Governance Research (PASGR), particularly former Executive Director Joseph Hoffmann and current Executive Director Tade Aina, for supporting the addition of the Sierra Leone country study to the initiative and hosting a mid-stream workshop in Nairobi, Kenya in April 2014. Special thanks to the United Nations Foundation, particularly Minh-Thu Pham and Jenna Slotin, for their enthusiasm, support and advice and for hosting numerous workshops and events in New York. We are also grateful to the Center for Global Development, particularly Amanda Glassman, for hosting a one-day workshop in Washington, DC in October 2014 where we presented our initial findings.

Our special thanks to Homi Kharas for putting his thoughts in the Foreword of this publication. We thank Emma Samman for her ongoing engagement and insightful feedback on this report. Sincere thanks to those who provided comments on the country studies, including Livia Bizikova, International Institute for Sustainable Development, Molly Elgin-Cossart, Center for American Progress, Denis Coté, Canadian Council for International Co-operation, Jessica Espey, Sustainable Development Solutions Network, Alpaly Filiztekin, Sabancı University, Amanda Glassman, Center for Global Development, Lennart Nordström, Yiagadeesen Samy, Carleton University, Brandon Schaufele, Western University, and Philipp Shönrock, CEPEI. The team also thanks all who participated in methodology and planning, inception, mid-stream and validation workshops, outreach events, focus group discussions and key informant interviews throughout the research process.

CPD, as the Secretariat for Southern Voice, played a crucial role in providing project management and outreach support for the initiative. Mustafizur Rahman, Executive Director of CPD, provided leadership in this regard. Special thanks are due to Mahenaw Ummul Wara and Umme Shefa Rezvana for their coordinating role and research support. Nazmatun Noor coordinated the publication process. Avra Bhattacharjee led the design of the country studies and global synthesis report, with support from Md. Sarwar Jahan. Shannon Kindornay provided extensive support to country teams throughout the research process. The report has benefitted from professional editing by Michael Olender.

This report does not necessarily reflect the views or opinions of CPD, or NPSIA, Carleton University, or their respective Boards of Trustees or Governors, or anyone consulted throughout the research process.

POST-2015 DATA TEST REPORTS

GLOBAL REPORT

Kindornay, Shannon, Debapriya Bhattacharya, and Kate Higgins. 2016. *Implementing Agenda 2030: Unpacking the Data Revolution at Country Level*. Dhaka: Centre for Policy Dialogue (CPD).

COUNTRY REPORTS

Arda, Mehmet, Fikret Adaman, Bülent Anil, Alper Dinçer, Haluk Levent, Haluk Ozumerzifon, and İnsan Tunalı. 2015. *Measuring Sustainable Development to 2030: A View from Turkey*. Post-2015 Data Test. Dhaka and Ottawa: Centre for Policy Dialogue, Norman Paterson School of International Affairs, and Southern Voice on Post-2015 International Development Goals. http://www.post2015datatest.com/wp-content/uploads/2015/05/Post2015_Data_Test_Turkey.pdf.

Benavides, Martin, Silvio Campana, Selene Cueva, Juan Leon, and Alejandro Wagenman. 2016. *Measuring the Sustainable Development Agenda in Peru*. Post-2015 Data Test. Dhaka and Ottawa: Centre for Policy Dialogue, Norman Paterson School of International Affairs, and Southern Voice on Post-2015 International Development Goals. http://www.post2015datatest.com/wp-content/uploads/2016/04/Final-Peru-Data-Test_April.pdf.

Braima, Samuel Jamiru, Aisha Ibrahim Fofana, Alfred A. Jarrett, J. Lawrence Kamara, Samuel Weekes, and N.S.B. Wellington. 2015. *Measuring National Priorities for Post-2015 in Sierra Leone*. Post-2015 Data Test. Dhaka and Ottawa: Centre for Policy Dialogue, Norman Paterson School of International Affairs, and Southern Voice on Post-2015 International Development Goals. <http://www.post2015datatest.com/wp-content/uploads/2015/07/Final-Sierra-Leone-Data-Test-Report.pdf>.

Kilama, Blandina, Constantine George, Lucas Katera, and Neema Rutatina. 2016. *Assessing Data for the Sustainable Development Goals in Tanzania*. Post-2015 Data Test. Dhaka and Ottawa: Centre for Policy Dialogue, Norman Paterson School of International Affairs, and Southern Voice on Post-2015 International Development Goals. <http://www.post2015datatest.com/wp-content/uploads/2016/02/Tanzania-Final-Feb-2016.pdf>.

Kindornay, Shannon, Andrew Sharpe, Purbita Sengupta, Elham Sirag, and Evan Capeluck. 2015. *Canada 2030: An Agenda for Sustainable Development*. Post-2015 Data Test. Dhaka and Ottawa: Centre for Policy Dialogue, Norman Paterson School of International Affairs, and Southern Voice on Post-2015 International Development Goals. <http://www.post2015datatest.com/wp-content/uploads/2015/02/Canada-2030-Final-Feb-2014.pdf>.

Rahman, Mustafizur, Towfiqul Islam Khan, Md. Zafar Sadique, and Mostafa Amir Sabbih. 2015. *Measuring for Monitoring: The State of Data for SDGs in Bangladesh*. Post-2015 Data Test. Dhaka and Ottawa: Centre for Policy Dialogue, Norman Paterson School of International Affairs, and Southern Voice on Post-2015 International Development Goals. <http://www.post2015datatest.com/wp-content/uploads/2015/09/Bangladesh-Country-Report-Final.pdf>.

Sakho-Jimbira, Maam Suwadu, Ibrahima Hathie, Idrissa Wade, Aminata Niang, and Madické Niang. 2015. *Measuring Sustainable Development for Post-2015 in Senegal*. Post-2015 Data Test. Dhaka and Ottawa: Centre for Policy Dialogue, Norman Paterson School of International Affairs, and Southern Voice on Post-2015 International Development Goals. <http://www.post2015datatest.com/wp-content/uploads/2015/12/Final-Version-Senegal-Report-Data-Test.pdf>.

For blogs & articles, see: www.post2015datatest.com

GLOBAL REPORT HIGHLIGHTS

This report synthesises key findings from the Post-2015 Data Test. Drawing on country studies from seven low-, middle- and high-income countries, it identifies opportunities and challenges for effectively applying and measuring a universal, country-relevant Sustainable Development Goal (SDG) framework.

Specifically, the report:

- Unpacks how Agenda 2030 and the SDGs can be effectively and universally applied and measured across countries with different sustainable development challenges and priorities;
- Examines the availability and quality of data at the country level for measuring and driving progress on the SDGs; and
- Identifies implications for realising the data revolution for sustainable development.

REALISING AGENDA 2030 IN PRACTICE

Universality works. The universal, country-relevant SDG framework that comprises global goals and targets, but gives space and flexibility for country differentiation, can work. The SDGs resonate across countries with different sustainable development contexts.

National priorities matter. Allowing policy space to identify national priorities is critical to ensuring the utility of the SDG framework and robust adoption at the national level.

Keep the global relevant. The global monitoring framework should be characterised by a limited number of indicators monitored only in the countries for which they make sense. For example, high-income countries should not be asked to report on extreme poverty, as measured by proportion of population living on less than US\$1.25 (purchasing power parity) per day, and low-income countries should not report on all aspects of global partnership.

Keep the global SDG structure light. Significant efforts to address sustainable development challenges are already underway at the country level. There is less need for a top-heavy global architecture to facilitate national efforts. Rather, the global architecture should enable the flow of resources and capacities to where they are needed, as well as provide an accountability framework through effective follow-up and review processes. Implementation and monitoring of the SDGs should be country-led, carried out by institutions in country.

Focus on national needs and less on international comparability. Ensuring that SDGs are country-relevant means allowing countries space to monitor SDG implementation according to national priorities and frameworks. While international comparability of some targets and indicators is desirable, there is no need to make all country-level SDG monitoring variables internationally comparable.

Getting to zero means substantial resourcing and prioritisation. Zero targets are not feasible for many low-income countries without dedicated and enhanced international financing for implementation and measurement. Realising zero targets should influence international development cooperation priorities from now until 2030.

Measure global partnership at the country level. The experience with the Millennium Development Goals (MDGs) showed that when everyone is responsible for global partnership, no one is held accountable. But it is possible to measure individual provider country contributions in different areas of international economic and development cooperation (for example, foreign aid, market access and technology transfer), and hold individual provider countries accountable for their contributions to global partnership.

Broaden the conversation on implementation. At the country level, there is a need to broaden the SDG conversation. As the world moves forward on implementing the SDGs, action must move from New York to national and provincial capitals, and from foreign ministries to central and line ministries, to make sure that the right stakeholders, including the private sector and other non-state actors, are engaged in SDG delivery and its assessment.

REALISING THE DATA REVOLUTION FOR SUSTAINABLE DEVELOPMENT

Invest in national priorities, systems and institutions. Efforts to support the data revolution at the country level should be grounded in national priorities and the establishment of statistical building blocks. This requires country leadership and coordination on resourcing to ensure that national statistical systems are supported with the necessary financial, human, technological and material resources.

Put national statistical offices in the leading role. National statistical offices (NSOs) should play the leading role in strengthening national statistical systems, including in identifying priorities, harnessing and improving the quality of administrative data, and coordinating with unofficial data producers to address data gaps. NSOs have to be endowed with effective autonomy to impartially discharge their duties.

Engage with data users to improve data relevance. In most countries, there are lack of policies and guidelines on how to regularly follow up with data users – both technical users and others – which can weaken the relevance of data being produced. In the short-term, periodic ad hoc user consultations may be a simple way to begin improving the relevance of data collected. Over the longer term, countries will need to develop policies and systems for user consultation.

Take stock of and harness existing data. Significant amounts of data, including administrative and unofficial data, to monitor progress on sustainable development exist, but are not used as effectively as possible. Identifying and using these data better are critical first steps in realising the data revolution at the country level. Assessments of existing data production should be encouraged before making investment decisions, such as launching new survey instruments.

Fill new data gaps. With the new goals, new data gaps are considerable. Data are more readily available to monitor the goals on poverty, education and employment. Those related to energy and infrastructure, environment and disaster resilience, governance and global partnership face greater data gaps. Existing data gaps should not lead to the exclusion of important sustainable development priorities in global- and national-level monitoring frameworks. Indeed, the inclusion of new priorities for which data gaps exist reflects their importance as part of the new agenda for sustainable development, and can and should drive resourcing and efforts.

Invest in disaggregated data. Investments in disaggregated data are critical for ensuring that “no one is left behind.” Governments have different incentives to ensure that disaggregated data exist and, as such, different strategies and tools will be needed depending on local context.

Collect data more often and with consistency. The frequency of data collection on economic and social welfare using major statistical instruments is insufficient in low-income countries. Concepts and methodologies lack consistency across instruments, hindering the comparability of data sources.

Invest in national priorities, systems and institutions
Put national statistical offices in the leading role
Engage with data users to improve data relevance
Take stock of and harness existing data
Fill new data gaps
Invest in disaggregated data
Collect data more often and with consistency
Ensure predictable financing
Support global partnership for the data revolution at the country level

Ensure predictable financing. Efforts to strengthen statistical capacities in the past have been undermined by a lack of predictability in government and external partner funding. Predictable flows of finance from both domestic and foreign sources have to be ensured in order to administer a critical set of statistical instruments at frequent intervals (for instance, national household surveys). Resources should be committed according to national plans over the long term.

Unofficial data should be harnessed, but they are not substitutes for official statistics. Unofficial data sources should be harnessed to fill data gaps, complement official data sources and ensure more regular reporting on important indicators. But investments in unofficial data to support SDG monitoring should not come at the expense of strengthening official data collection.

Adopt appropriate technologies suited to country context. The integration of new technologies should be understood within the context of existing physical and information and communications technology (ICT) infrastructure constraints at the country level.

Support global partnership for the data revolution at the country level. The strengthening of country-level data collection efforts in the context of SDG implementation has to be substantively complemented by global partnership initiatives on, *inter alia*, financial resource flows, standardisation of definitions, quality assessment mechanisms, introduction of new approaches and technological tools, and integration of unofficial data in national statistical systems.

COUNTRY PROFILES

Two-page snapshots of findings for each country involved in the Post-2015 Data Test are presented in this section (three-page version in this executive booklet). These country profiles are meant to provide brief overviews, and thus do not cover the full range of key findings and recommendations in the country studies. Country studies and report highlights are available at www.post2015datatest.com

UNDERSTANDING THE COUNTRY PROFILES

The first page of each country profile provides an overview of the country's Sustainable Development Goal (SDG) priorities, including the key challenge that the country will likely face in terms of SDG implementation. This is followed by a list of national priorities identified through the country study according to each of the seven goal areas examined under the Post-2015 Data Test initiative. The seven goal areas, which were determined well in advance of the finalisation of Agenda 2030, capture elements of 14 of the 17 SDGs.

The second page provides an overview of the national statistical system, data availability and quality by goal area and an overview of the political economy dimensions of the data revolution in the country, including challenges associated with the generation of disaggregated data.

The bar chart illustrates data availability in the country for the 45 indicators that all countries examined under the initiative. Data were considered available if an indicator was already available or could be calculated using existing data. Though research teams identified potential survey instruments with which new data could be collected, data were considered unavailable in all cases where no data, including microdata, currently exist.

With respect to the data quality assessment, research teams applied a standardised quality assessment framework to examine data adequacy for each goal area. The assessment criteria were: relevance, accuracy and reliability, timeliness and punctuality, accessibility and clarity, and coherence and comparability. Research teams examined the quality of available data for global targets and indicators under each goal area against the five criteria. Essentially, a basket of survey instruments was examined and an overall score for each goal area was provided. The scores represent the totals for each criterion on a scale from 1 to 5. A score of 5 indicates that data for the goal area meet all criteria sub-components, 3 indicates that the data meet more than half of the criteria sub-components, while 1 means that no data meet the criteria. A 4 denotes a situation where the majority of sub-components are met. A 2 represents instances when less than half of the sub-components are met.

Finally, the country studies under the Post-2015 Data Test were not designed to be comparable. Rather, they were designed as case studies meant to shed light on key challenges at the country level with respect to SDG prioritisation, implementation and monitoring. While the use of the same methodology by all teams facilitates some comparison across studies, it should be recognised that the studies are not strictly comparable.

COUNTRY PROFILE: BANGLADESH

The SDG Context

Bangladesh has performed remarkably well in attaining many of the Millennium Development Goals (MDGs), particularly in the areas of poverty reduction, gender parity in education, reducing maternal and child mortality and combating HIV/AIDS and other major diseases. With regard to the SDGs, Bangladesh will need to address many ongoing challenges. These include addressing the growing income disparity, persistent undernourishment of mothers and children, difficulties in attaining safe and unadulterated food for all, high drop-out rates in secondary education, inadequate access to modern energy and infrastructure, and weakening rule of law and personal safety.

As Bangladesh moves forward on implementing the SDGs, dedicated efforts and resources will be needed to reach the zero targets agreed to in Agenda 2030. A dedicated SDG monitoring committee may be established. It would likely include representatives from the Government of Bangladesh, the private sector, civil society, local government and development partners, and initiate multi-stakeholder consultations for selecting national priorities while ensuring intra-ministerial coordination and accountability for delivering the SDGs in Bangladesh.

National Priorities for the SDGs



Reduce overall poverty | Reduce hunger by increasing caloric consumption | Ensure food security | Increase nutritional status of mothers and children | Ensure social protection



Ensure quality education for all | Improve secondary school completion rates | Increase student-teacher ratio | Integrate research, innovation and training



Achieve full and productive employment for all | Ensure equal pay for equal work | Support inclusive growth and reduce inequality | Eradicate child labour | Increase workplace safety | Increase youth employment | Increase female and overall labour force participation



Improve energy access and consumption | Increase access to energy-efficient transport, such as railways



Build disaster resilience and reduce deaths from natural hazards | Safeguard ecosystems and biodiversity | Increase fish stocks | Decrease pollution | Ensure access to drinking water and safe sanitation

(National priorities contd.)

(National priorities contd.)



Increase civic engagement | Ensure right to information for all | Improve transparency and accountability of public institutions | Improve capacity of law enforcement agencies

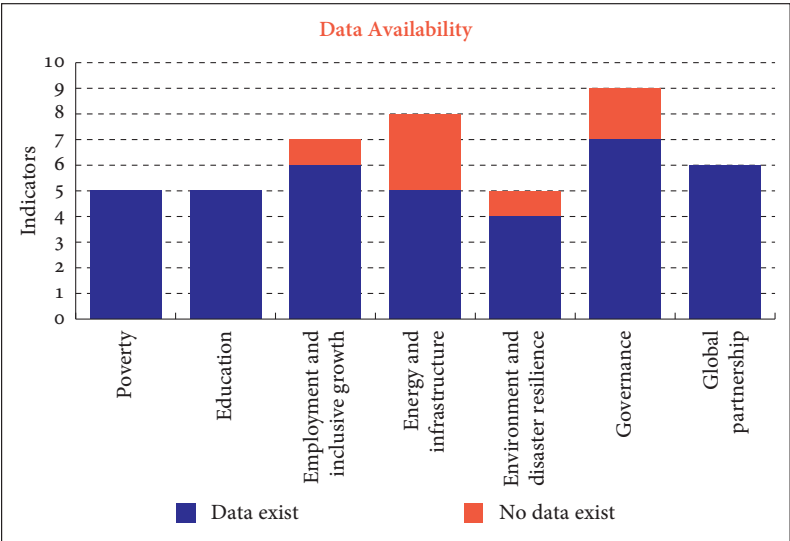


Increase trade facilitation | Decrease illicit financial flows | Increase financing of productive capacity in low- and middle-income countries








National Statistical System

The Bangladesh Bureau of Statistics produces most of the country’s data on development progress. These data originate from three national censuses, five regular surveys, several ad hoc surveys and administrative records.

Bangladesh has seen gradual improvements in data production, dissemination and use with regard to development issues over the last 10 years. Though the quality of data for MDG indicators has improved significantly, Bangladesh will still need to undertake serious efforts to address emerging data demands for the SDGs, particularly in terms of improving the quality and frequency of data collection.



Data Quality Assessment by Goal Area

Goal area	Relevance	Accuracy and reliability	Timeliness and punctuality	Accessibility and clarity	Coherence and comparability
 Poverty	4	4	4	4	4
 Education	4	4	4	4	4
 Employment and inclusive growth	4	4	4	4	4
 Energy and infrastructure	2	2	2	2	2
 Environment and disaster resilience	2	2	2	2	2
 Governance	2	2	2	2	2
 Global partnership	2	2	4	4	4

Political Economy of the Data Revolution

Bangladesh must make it a priority to improve the transparency and accountability of the national statistical system. The MDGs were constrained by inadequate data and information, which has made assessing progress difficult. Though certain efforts have sought to reform the statistical system in Bangladesh, they are inadequate to meet the growing demands for more and better data. Progress on data improvement activities has not been satisfactory because a number of actions planned as part of statistical capacity development strategies have not been implemented within the stipulated timeframe.

The global ambition towards a data revolution has begun to gain ground in Bangladesh. Relevant stakeholders are becoming increasingly aware of emerging data demands. Additional efforts will be needed to ensure that Bangladesh has adequate disaggregated data. Where available, data are disaggregated by age, sex and sub-region in many cases. Data disaggregated by ethnicity and income are poor. Issues related to the accessibility and affordability of data need to be addressed urgently. There is a need to promote the dissemination of data, including disaggregated and unit-level data, at minimum cost and in user-friendly forms.

COUNTRY PROFILE: CANADA

The SDG Context

The SDGs are relevant for Canada and align well with national priorities. Canada will need to take significant steps to improve the economic, social and environmental well-being of Aboriginal people in its adoption of the SDGs to ensure that benefits of progress are shared and meet the commitment to “leave no one behind.” Improving the sustainable management of natural resources and addressing climate change will also be priorities.

Ongoing efforts in Canada provide a roadmap for SDG implementation and potential exists to harness existing policies and coordination mechanisms across federal, provincial and territorial, and municipal jurisdictions. Going forward, Canada can prepare for the SDGs by bringing together Canadian stakeholders, including sub-national governments, the private sector and civil society, to begin a national conversation on what Canada’s SDG priorities should be and how they can be achieved.

National Priorities for the SDGs



Reduce overall poverty | Address poverty for Aboriginals, people with disabilities, female-headed households, recent immigrants and the homeless



Improve access to child care | Improve secondary school completion rates for Aboriginal people | Increase the number of young adults with problem-solving and critical-thinking skills | Increase the number of adults participating in lifelong learning



Promote decent work | Support inclusive growth and reduce income inequality | Ensure equal pay for equal work | Achieve full and productive employment for all including women, youth and Aboriginal people



Ensure access to safe, efficient and affordable transportation | Improve maintenance of public transport infrastructure | Ensure access to energy and improve efficiency and sustainability of energy supply, including renewable energy



Address climate change | Build resilience and reduce vulnerability to natural hazards | Safeguard ecosystems and biodiversity | Improve air and water quality | Reduce per capita waste | Improve integration of biodiversity, ecosystem services and benefit sharing

(National priorities contd.)

(National priorities contd.)



End discrimination and address inequalities of Aboriginal people, people with disabilities, women and recent immigrants | Increase access to justice | Increase political participation | Reduce bribery and corruption

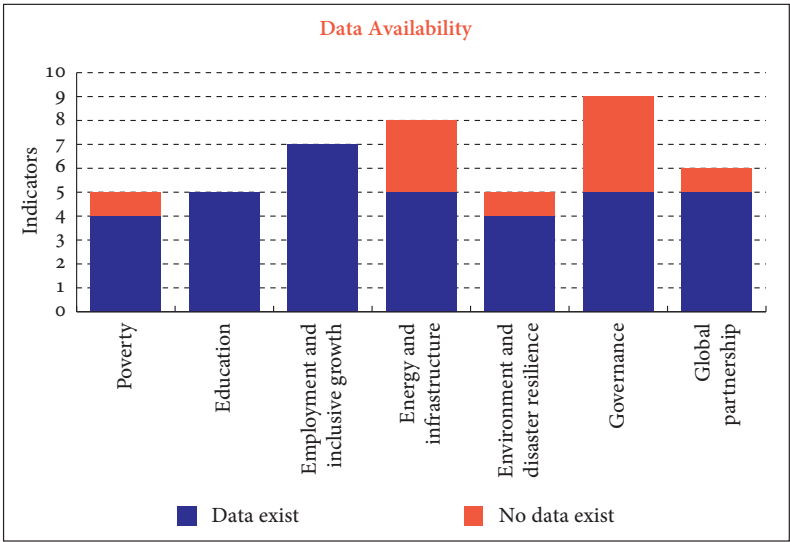


Address special needs of developing countries | Promote better statistics for development | Support climate change adaptation and mitigation | Strengthen domestic resource mobilisation in developing countries | Implement official development assistance commitments | Promote global citizenship








National Statistical System

Canada’s highly centralised national statistical system is based on a sound legal framework with a relatively high degree of political autonomy. Statistics Canada serves as the national statistical office and collects data on nearly all aspects of Canadian life, though other government institutions also produce official data.

Canada is well placed to measure progress on the SDGs, with gaps existing largely for newer goal areas, namely energy and infrastructure and governance. The availability of good quality data is excellent. Statistics Canada’s Quality Assurance Framework provides a set of management tools and mechanisms to ensure the interpretability, accuracy, timeliness, accessibility and coherence of data that are produced.



Data Quality Assessment by Goal Area

Goal area	Relevance	Accuracy and reliability	Timeliness and punctuality	Accessibility and clarity	Coherence and comparability
 Poverty	4	4	5	5	5
 Education	4	4	5	5	4
 Employment and inclusive growth	3	4	5	5	5
 Energy and infrastructure	3	4	4	4	4
 Environment and disaster resilience	4	4	4	4	4
 Governance	3	4	4	4	4
 Global partnership	3	3	4	4	5

Political Economy of the Data Revolution

While Canada has an excellent statistical system, challenges exist. The government’s commitment to good quality data has been questioned owing to budget cuts that have reduced the quality of data for affected programmes and led to insufficient human resources. Changes to data collection practices have also been a driver of data gaps. Nevertheless, data accessibility is excellent. Canada’s adoption of open government principles has greatly improved the availability of officially produced data, particularly through Canada’s Open Data Portal. A significant amount of Statistics Canada’s data is also freely available online and through public use microdata files.

Canada has a high degree of disaggregation by location, language, sex, age, ethnicity and income. While Canada has comprehensive data on Aboriginal peoples from the National Household Survey, which is conducted every five years, other more frequent survey instruments do not capture data on this minority population.

An examination of the data availability-transparency-accountability nexus in the country shows that Canada’s legal framework provides an appropriate basis for accountability. The Canadian media report on official data and independent research, and collectively serve as an important accountability mechanism. However, closing space for advocacy and dissent – particularly in the form of government funding cuts for research and public engagement activities – may undermine the ability of civil society to hold the government to account.

COUNTRY PROFILE: PERU

The SDG Context

The SDGs align well with Peru's national priorities. Key priorities that emerged following national consultations on the SDGs conducted by the United Nations system in Peru include gender equality, climate change, financial inclusion and industrial technical innovation for diversified production. Though poverty rates continue to fall, the probability of falling back into poverty will persist if inequalities based on gender, ethnicity and territorial factors remain. Going forward, Peru will need to focus on leaving no one behind.


An important challenge that Peru will face during SDG implementation is the lack of proactive, strong leadership within government institutions to build synergies for Agenda 2030. Due to past experiences, it has been generally difficult for all political parties to engage in long-term policy making.

National Priorities for the SDGs


	Address caloric deficiency Reduce child poverty Reduce poverty rates for indigenous people and those living in rural areas
	Ensure early childhood development Improve access to education for children with disabilities Provide intercultural bilingual education for indigenous children Improve secondary school completion rates in rural areas Provide quality education Ensure safe and secure schools Improve access to quality higher education
	Promote decent work Achieve full and productive employment for all, including youth Ensure equal pay for equal work Monitor and end discrimination and inequalities in economic life on the basis of social status
	Ensure access to energy and improve efficiency and sustainability Improve maintenance of public transport infrastructure Ensure access to safe, efficient and affordable mobility Ensure full access to developed infrastructure and communication technology
	Address climate change Build resilience and reduce vulnerability to natural hazards Safeguard ecosystems and biodiversity Improve air and water quality Implement integrated solid waste management Ensure environmental impact assessments of mining projects

(National priorities contd.)

(National priorities contd.)



Improve security and reduce violence, notably for women and children | Increase social reintegration for the prison population | Establish a strong state and fight corruption | Monitor and end discrimination and inequalities in economic life on the basis of social status | Improve relationships between the government, companies and communities | Promote rational, orderly and sustainable occupation of national territory

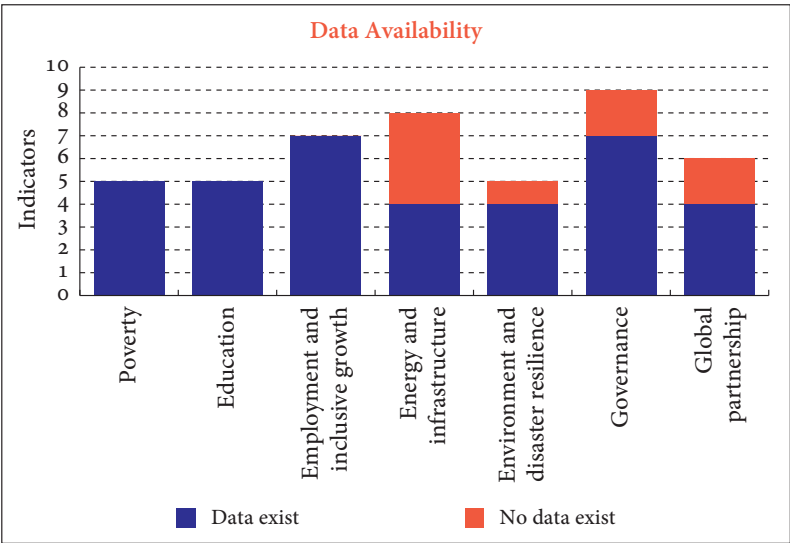


After discussions with stakeholders, the research team decided not to propose national targets and indicators under this goal area because Peru is only an emerging South-South donor








National Statistical System

Peru has a trustworthy national statistical system that is generally prepared to measure progress on the SDGs. The National Institute of Statistics and Information Technology (INEI), which is Peru’s national statistical office, and other government institutions produce relevant, accurate and timely data. The majority of databases can be accessed by the public.

The INEI provides quarterly and annual indicators, microdata archives and systems to cross-check variables in a user-friendly way. Also, every ministry and other government institution has a “statistics” section on its website. Data users do not have problems accessing existing data.



Data Quality Assessment by Goal Area

Goal area	Relevance	Accuracy and reliability	Timeliness and punctuality	Accessibility and clarity	Coherence and comparability
 Poverty	5	4	3	4	4
 Education	5	4	3	4	4
 Employment and inclusive growth	5	5	3	3	3
 Energy and infrastructure	3	4	2	2	4
 Environment and disaster resilience	4	3	3	2	2
 Governance	3	2	3	2	2
 Global partnership	3	4	4	2	2

Political Economy of the Data Revolution

The SDGs bring with them two major challenges for the INEI. First, deficiency in the decentralisation process affects data producers and the poorest government institutions precariously use the provided statistical information. Second, due to changes in budgeting in recent years, the need for specialised information from all sectors has increased, but the law states that the sectors are not responsible for collecting data. For this reason, the INEI is responsible for managing too much data, conducting several surveys and serving many sectors.


In addition, the low level of data disaggregation is a challenge that needs to be overcome. Most of the indicators can be disaggregated by place of residence (urban and rural), region (political organisation) and age, but data disaggregation by sex (important for indicators regarding financial inclusion) and minority group (for example, Afro-Peruvians) is important and requires more efforts if no one is to be left behind during the post-2015 period.

COUNTRY PROFILE: SENEGAL


The SDG Context

Under the initiative of the United Nations Development Programme, Senegal was one of 50 countries selected to conduct national consultations on the post-2015 agenda in 2013. Stakeholders shared their visions for a post-2015 agenda that included eradicating poverty in all its forms and ensuring the protection of the environment and natural resources. Stakeholders also identified that Senegal’s post-2015 priorities should include good quality education, a better health system, honest and responsible government, access to drinking water and sanitation, quality food at affordable prices, better employment opportunities, protection against crime and violence, and action on climate change. The agenda, they said, should take into account the values of equality, solidarity, tolerance, respect for the environment, transparency and responsibility sharing. Going forward, Senegal has a good basis for mapping out an SDG implementation plan based on the priorities identified through the consultation process.


National Priorities for the SDGs




End extreme income poverty | Increase social protection for all | Reduce food poverty and increase caloric intake | Reduce unemployment rates




Increase school enrolment of poor and marginalised segments of the population | Increase education expenditure to improve overall quality of education



Improve employment opportunities following university completion and training | Improve geographic mobility for employment



Increase number of paved roads | Implement modern lighting solutions | Increase access to electricity for all | Support mobile phone penetration



Increase efficient land use | Build resilience and reduce vulnerability to natural hazards | Support and implement an environmental management plan | Reduce carbon dioxide emissions

(National priorities contd.)

(National priorities contd.)



Improve personal safety for all | Improve civil registration in conflict-affected areas

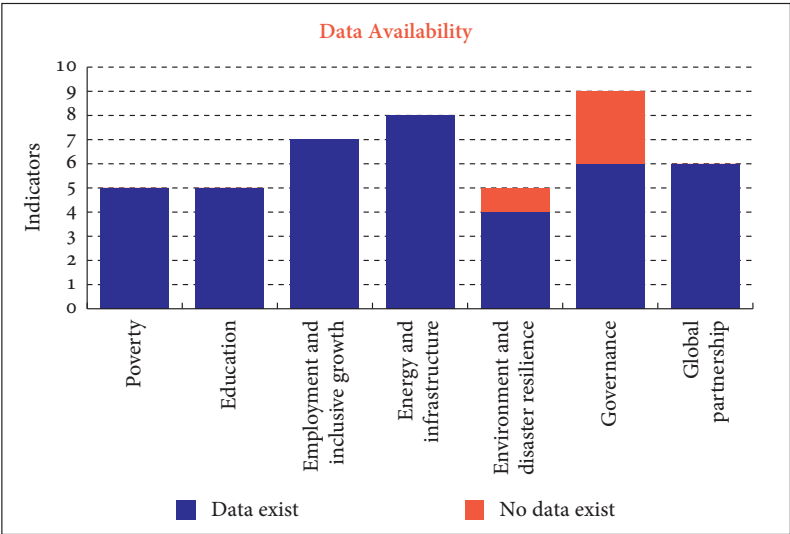


Strengthen and increase the resources aimed at building statistical capacity | Improve the contribution of remittances to local development | Create a regulatory framework for a sustainable environment








National Statistical System

Data availability in Senegal is considered to be relatively good. The national statistical system in Senegal is made up of the National Statistical Council, National Agency for Statistics and Demography, and various ministries and directorates. Institutional reforms completed 10 years ago within the statistical system led to improvements in statistical capacity and data availability and quality.

Data availability is excellent for the goal areas on poverty and education, because all of their global indicators can be measured and monitored with existing survey and administrative data. The goal areas on environment and governance will require additional work. Going forward, efforts to address accuracy and reliability as well as timeliness and punctuality are needed.



Data Quality Assessment by Goal Area

Goal area	Relevance	Accuracy and reliability	Timeliness and punctuality	Accessibility and clarity	Coherence and comparability
 Poverty	3	2	2	3	4
 Education	3	2	3	4	4
 Employment and inclusive growth	3	2	2	4	4
 Energy and infrastructure	3	2	2	3	3
 Environment and disaster resilience	2	2	2	3	2
 Governance	3	2	3	3	3
 Global partnership	4	2	3	3	3

Political Economy of the Data Revolution

Notwithstanding efforts to improve statistical capacity, insufficient human and financial resources constrain Senegal's national statistical system. Senior statisticians are likely to resign if they find jobs at international organisations, which tend to offer more competitive salaries with more interesting career opportunities. Ministries in particular face a lack of senior statisticians. Insufficient human resources are often intertwined with financial constraints.

Special attention should be given to human resources in Senegal's data strategy for the SDGs. A solution to improve data availability and quality could be to post in every ministry a statistician in-charge of the production of quality data, in addition to ensuring the coordination of sectoral statistical operations in collaboration with the National Agency for Statistics and Demography. In other words, the data strategy should ensure that ministries have qualified human resources with in-depth knowledge of statistical tools, while the National Agency for Statistics and Demography plays a key coordination role in streamlining ministries and centralising the management of human resources.

Finally, data disaggregation tends to be fairly good overall. Gaps exist in terms of disaggregating data to the local level, which will be an important area for improvement going forward, particularly in the context of Senegal's decentralisation process.

COUNTRY PROFILE: SIERRA LEONE

The SDG Context

Due to the civil war of 1991–2002, Sierra Leone delayed efforts on achieving the MDGs. The following decade saw periods of optimism about development as the government directed efforts to mainstreaming poverty reduction. However, monitoring was problematic due to capacity constraints and the insufficient availability of data. Nevertheless, the country saw improvements in maternal health, gender equality and education under the MDGs.

Looking forward, Sierra Leone has a number of key areas to address as part of its efforts on the SDGs. These include poverty reduction, youth employment and decent work, employability through skills development, disaster management and sustainable environmental practices. The government will need to allocate more resources to the implementation of strategies to reduce poverty and improve employment rates, specifically generating awareness about decent work and putting in place mechanisms to reduce youth unemployment. This approach will require the government to focus on education and skills development, which will play a key role in solving the long-standing issues of poverty, unemployment and gender inequality.

National Priorities for the SDGs



End extreme income poverty | Reduce proportion of people who suffer from hunger



Ensure all children have access to early childhood and quality primary and secondary education | Ensure the safety and security of schools | Increase student-teacher ratio | Decrease bullying in schools



Promote decent work | Support inclusive growth and reduce inequality | Achieve full and productive employment for women, youth and people with disabilities



Ensure access to safe, efficient and affordable transportation | Improve use of fuel in transportation | Ensure access to energy and improve efficiency and sustainability of energy supply | Increase access to electricity for all



Build resilience and reduce vulnerability to natural hazards | Safeguard ecosystems and biodiversity | Improve air and water quality | Reduce solid waste in ecosystem | Improve benefit sharing with local and indigenous communities in regard to land use

(National priorities contd.)

(National priorities contd.)



Support and increase the number of women in management positions | Monitor and end discrimination and inequalities in access to justice and participation in political and economic life on the basis of social status | Improve justice for all and support right to education | Increase voter participation | Support prosecution of corruption



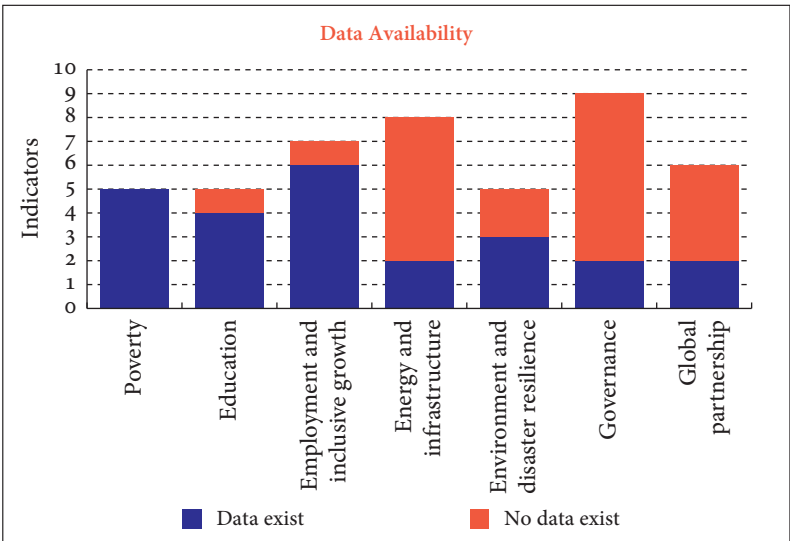
Address special needs of fragile populations | Improve statistical capacity | Address climate change | Improve domestic resource mobilisation | Decrease transboundary waste

National Statistical System








Sierra Leone faces significant political, institutional, policy and resource constraints to producing good quality data. The country’s national statistical office, Statistics Sierra Leone, is not autonomous. Political interference has meant that each government has conducted data collection that serves as a quick-win, and can be easily funded by the government and development partners.

The data collection process itself will need to be refined to ensure gender sensitivity, increase the frequency of data collection, and shorten the time between data analysis and the dissemination of findings.

Though data gaps clearly exist, data quality is fairly good overall, largely owing to the significant role of international development institutions in statistical processes.



Data Quality Assessment by Goal Area

Goal area	Relevance	Accuracy and reliability	Timeliness and punctuality	Accessibility and clarity	Coherence and comparability
 Poverty	4	4	3	3	3
 Education	4	3	3	2	2
 Employment and inclusive growth	3	3	3	3	3
 Energy and infrastructure	3	3	3	3	2
 Environment and disaster resilience	4	3	3	3	3
 Governance	3	3	3	3	3
 Global partnership	3	3	4	4	3

Political Economy of the Data Revolution

Due to the numerous challenges facing the national statistical office, Sierra Leone is not in a good position to comprehensively measure progress on the SDGs. In particular, lack of autonomy and delays in the release of funds to carry out statistical activities have severely hindered Statistics Sierra Leone's operations. The government should legislate for all data collection to be coordinated and superintended by Statistics Sierra Leone, and for the attachment of statisticians to all ministries, departments and agencies who can act as liaison officers between their respective institutions and the national statistical office. This approach could lead to standardised data collection methodologies, quality assurance and better data comparability over time.

In relation to the SDGs, the government will need to prioritise the production of disaggregated data on employment and the country's main economic sectors, including agriculture, mining and infrastructure. Where data are disaggregated, they are typically available by sex, age and locality. The government will also need to focus on producing data related to emerging non-traditional labour market activities and environmental issues.


COUNTRY PROFILE: TANZANIA

The SDG Context


Unlike for the MDGs, the Tanzanian government has taken great interest in engaging the voices of the population on the subject of the SDGs through consultations with different stakeholders, including marginalised and vulnerable groups. The SDGs reflect current development debates in the country and complement the current Tanzania National Development Vision 2025, which aims to promote sustainable development, industrialisation, modern agriculture and environmental sustainability.

Going forward, Tanzania has a number of challenges to address in order to achieve the SDGs. The lack of financial and human resources is a major roadblock. There is a need to diversify sources of support, with strengthening local capacity to mobilise resources and exploring South-South cooperation being options.


National Priorities for the SDGs




Reduce overall poverty | Reduce hunger | Ensure food security and nutrition | Reduce income inequality




Ensure access to education and quality of secondary and vocational education | Improve access to teaching materials | Increase public expenditure on education | Improve secondary school enrolment | Improve access to education for children with disabilities



Ensure equal pay for equal work | Promote productive employment | Ensure social protection | Eradicate child labour



Promote clean and renewable energy | Improve access to electricity | Improve transportation infrastructure



Mainstream environmental sustainability through environmental assessments | Safeguard ecosystems, species and genetic biodiversity | Build resilience and reduce deaths from natural hazards | Publish and use economic, social and environmental accounts in all governments and large companies

(National priorities contd.)

(National priorities contd.)



Promote and ensure the protection of human rights | Improve access to justice |
Ensure legal identity

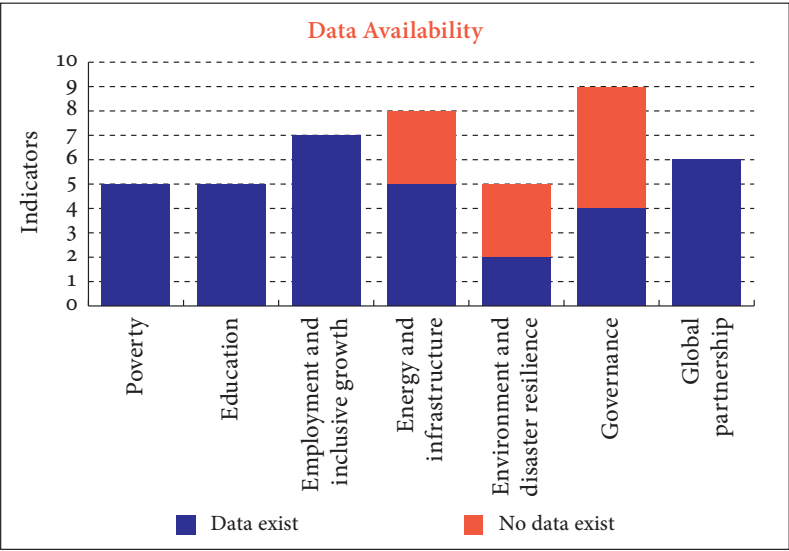


Ensure financial stability | Ensure financial transparency and prevent illicit financial
flows | Promote rule-based, non-discriminatory international trade








National Statistical System

The central institution in mainland Tanzania in the national statistical system is the National Bureau of Statistics, while in Zanzibar it is the Office of Chief Government Statistician. Other government institutions also contribute to data collection and analysis.

An important challenge in Tanzania is making the most of existing data collection processes. Various institutions produce data based on their functions in society, but data production is not harmonised in such a way that other institutions may utilise those data instead of repeating the collection of data. Harmonising datasets from various sources would likely solve the problem of data gaps and enable the comparative analysis of data collected by different sources. Harmonisation can be achieved by building the capacities of various data producers.



Data Quality Assessment by Goal Area

Goal area	Relevance	Accuracy and reliability	Timeliness and punctuality	Accessibility and clarity	Coherence and comparability
 Poverty	4	4	2	4	4
 Education	4	3	2	4	4
 Employment and inclusive growth	4	4	2	4	4
 Energy and infrastructure	4	4	2	4	4
 Environment and disaster resilience	4	3	2	4	4
 Governance	4	4	2	3	4
 Global partnership	4	4	2	4	4

Political Economy of the Data Revolution

The key challenges in implementing and monitoring the SDGs are data availability and consistency. Political, legal and resource drivers of data gaps will need to be addressed. Efforts related to the data revolution should include a focus on addressing data gaps, particularly in areas such as gender-based violence, peace and security, justice and human rights. Moreover, disaggregated data are limited, and thus efforts will be needed to ensure data can be disaggregated by locality and social group.

The Statistics Act of 2015 will also have a major influence on the SDGs. For those who see this act positively, the National Bureau of Statistics will assure the quality of statistics from other sources and integrate them into the monitoring system. Those who look at the law negatively argue that the National Bureau of Statistics and government will challenge other stakeholders’ statistics and limit monitoring. A notable concern is with regard to the act making it illegal to (i) publish or communicate (what is labelled) false or misleading statistical information and (ii) without lawful authorisation of the National Bureau of Statistics, publish or communicate statistical information that may result in the distortion of facts. There is no protection for those acting in good faith and a minimum of 12 months imprisonment and/or heavy penalties.

COUNTRY PROFILE: TURKEY

The SDG Context

The MDGs and SDGs are largely supported only by concerned Turkish government institutions. The SDGs are relevant for Turkey and align well with the country's growing concerns over gender equality and environmental sustainability. At the global level, Turkey shares the vision of an equitable, rights-based and sustainable process of global development. Increasing education quality, promoting employment and realising inclusive growth are also priorities for the country.

Going forward, the challenge is to persuade policy-makers and practitioners that the new set of goals, targets and indicators are important tools of sustainable development policy, and to help them use a data-driven and evidence-based framework in policy design, implementation and assessment.

National Priorities for the SDGs



Reduce overall poverty | Reduce inequality | Reduce multidimensional and persistent poverty | Increase caloric intake



Ensure quality education for all | Reduce student and teacher absenteeism | Increase student-teacher ratio | Ensure education for immigrant children | Improve regional distribution of educational outcomes



Create jobs, sustainable livelihoods and inclusive growth for all | Achieve gender parity in employment | Increase workplace safety | Eradicate child labour | Increase youth employment



Ensure sustainable energy and develop infrastructure for all | Improve maintenance of power outages | Increase investments in electricity | Increase access to electricity



Establish a sustainable, healthy and resilient environment for all | Improve air quality | Improve disaster risk management | Strengthen planetary boundaries and efficient natural resource use | Safeguard ecosystems and biodiversity

(National priorities contd.)

(National priorities contd.)



Establish open, accountable, inclusive and effective institutions, rule of law and a peaceful and inclusive society | Increase number of women in senior management | Increase access to justice through legal aid | Improve voting in elections | Strengthen trust in public institutions

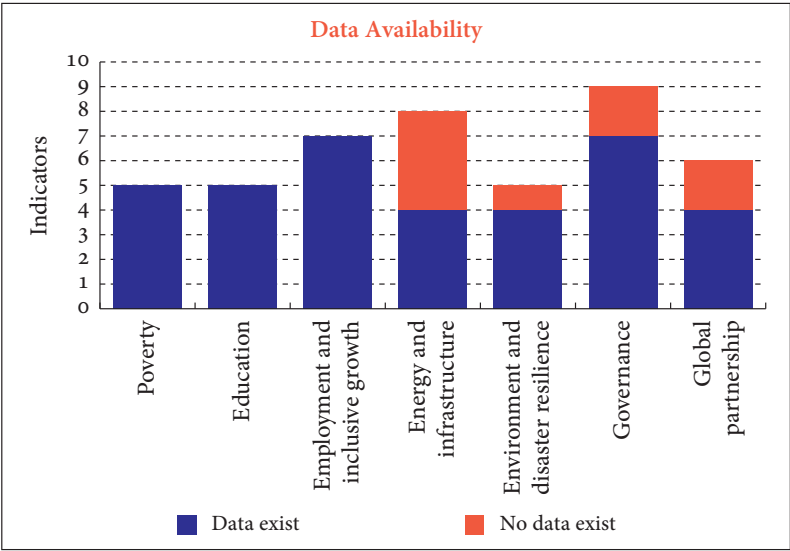


Establish a global partnership for sustainable development | Increase aid | Promote rule-based, non-discriminatory international trade








National Statistical System

Turkey’s main source of data is TurkStat, the national statistical office. Data are available to the public within the confines of confidentiality. In general, the use of statistical data in governmental decision-making is often rudimentary. The same can be said about the media, opinion leaders and the public as well. Thus, those who have data are not hard-pressed to make them available because they are not widely demanded.

In order to measure progress on the SDGs, Turkey will need to take additional steps to track disparities between regions and minority groups. In addition, administrative data are not being harnessed to their full potential and should be employed much more efficiently to improve data availability.



Data Quality Assessment by Goal Area

Goal area	Relevance	Accuracy and reliability	Timeliness and punctuality	Accessibility and clarity	Coherence and comparability
 Poverty	5	4	5	5	5
 Education	2	5	3	2	2
 Employment and inclusive growth	5	4	5	4	4
 Energy and infrastructure	4	4	3	4	4
 Environment and disaster resilience	3	2	4	3	3
 Governance	2	4	4	2	4
 Global partnership	4	5	4	4	5

Political Economy of the Data Revolution

TurkStat is professional, impartial and respected, but not administratively independent. No political intervention has been observed in the process of data collection, manipulation and publication. However, political intervention may exist in deciding which data to collect. Since some ministries, agencies and directorates are not professionally equipped to collect key statistical data, resourcing could be improved to considerably increase the availability of reliable, comparable data. Nevertheless, data quality in Turkey is good, particularly when data are produced according to the standards of Eurostat, the European Union's statistical office.

The availability of data in Turkey for monitoring the SDGs seems fairly satisfactory, but certain significant gaps exist. For example, information on minorities, ethnic groups and migrants is essentially unavailable. Difficulties also persist with respect to regional and urban/rural disaggregation, which are complicated by changes of definitions over time. There is room for improvement with regard to relevance, accessibility and clarity.



Implementing Agenda 2030: Unpacking the Data Revolution at Country Level is a unique report that examines data availability and quality for tracking progress against the Sustainable Development Goals (SDGs). The countries examined in this report, spanning four continents, are Bangladesh, Canada, Peru, Senegal, Sierra Leone, Tanzania and Turkey. The report examines data used to track progress in poverty, education, employment and inclusive growth, energy and infrastructure, environmental sustainability and disaster resilience, governance and global partnership.

This report also offers a methodology and 'toolkit' that can support policy-makers, development practitioners, academics and experts across the world, as they evaluate their national statistical situation and create country-level roadmaps for mainstreaming and monitoring SDGs.

The volume demonstrates the advantages of providing more space to "Southern voices" in leading and shaping the global development agenda, as well as showcasing successful collaboration between think tanks from the South and the North.

"The ambition of the SDGs is to improve the lives of billions of people by setting quantitative goals and targets to drive evidence-based policy-making.... This volume takes one large step forward to make sure this happens."

-- Homi Kharas

Lead Author and Executive Secretary
United Nations High Level Panel on the
Post-2015 Development Agenda
